




The fastest and safest way to anchor sinks to stone countertop vanities, drill hole in 5 seconds and install anchor with bracket in less than 10 seconds !



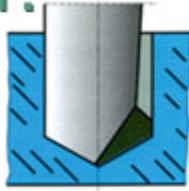
The anchoring device for materials from 3/8" to over 3 inch thicknesses; concealed anchors have extremely high pull-out loads and shearing strength.

The fastest, safest and most economical anchoring system for natural and artificial stone, ceramic, crystallized glass, and high pressure laminate materials.

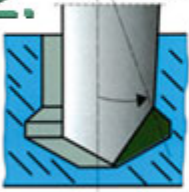
How it Works

The KEIL Anchoring System effectively fastens marble, granite, natural stone, crystallized glass, and ceramic tile utilizing a concealed "undercut" method on new and/or existing interior and exterior building facades. Consisting of stainless steel anchors, panel brackets, and KEIL locking bolts with an integral locking mechanism, the "System" applies maximum loads to panels ensuring stress-free attachment of materials from thicknesses as little as 6mm.

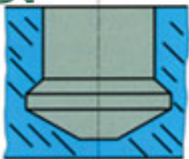
1. Drill



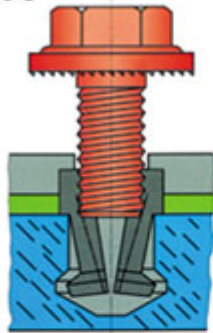
2. "Undercut"




3. Finished Hole



4. Insert Anchor



5. Done!



Stone Slab Material

KEIL Undercut anchor

KEIL Locking bolt

Gasket (if needed)

Sink Holder/ Bracket

